

Did You Know... there are two convenient ways to check your balances and manage individual accounts on the go?


The Employee Portal Login Instructions

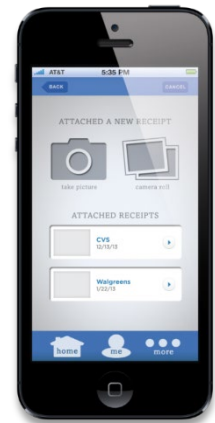
- Open your preferred web search engine (Internet Explorer, Google Chrome, Firefox etc.)
- Search <http://www.theharrisingrouponline.com>
- Select "Employee Center" on the top navigation bar
- Go to "Employee Log In"
- Enter your User ID and Password
 - Your USER ID is the first letter of your first name, your full last name, followed by the last four digits of your Social Security #
 - Your PASSWORD is the last four digits of your Social Security #
- To change your User ID and Password, follow prompts.
- To create a new Password:
 - The Password must have at least 6 characters including
 - 1 uppercase
 - 1 lowercase
 - 1 number

The Harrison Group Mobile App Instructions


- Save time and hassle with 24/7 availability
- Check balances, view details
- Take photos of receipts and submit claims
- Use Expense Tracker to enter medical expenses

iPhone User

- Open the  (App Store) on your Mobile Device
- Search "The Harrison Group, Inc."
- Download "The Harrison Group, Inc." and open
- Enter Employee Log-In (same information used to access account via website)
- Answer security questions and begin accessing your account details.



Android User

- Open  (Google Play) on your Mobile Device
- Search "The Harrison Group, Inc."
- Download "The Harrison Group, Inc." and open
- Enter Employee Log-In (same information used to access account via website)
- Answer security questions and begin accessing your account details.

