

# **FSA USER GUIDE 2025-26**



[WWW.THEHARRISONGROUPONLINE.COM](http://WWW.THEHARRISONGROUPONLINE.COM)

## **Welcome to The Harrison Group!**

We're so happy to help you with your  
**FLEXIBLE SPENDING ACCOUNTS.**

This guide will explain how you can log in to see your account activity, as well as information on how to utilize your FSA.

Additional resources may be found on our website at:

**[www.theharrisongrouponline.com](http://www.theharrisongrouponline.com)**

Managing your accounts has never been easier!

# LOGGING IN TO YOUR PARTICIPANT WEB PORTAL

---

- Open your browser and search [www.theharrisingrouponline.com](http://www.theharrisingrouponline.com)
- Select "I am a Participant" on the main page
- Go to "Participant Log In"
- Enter your User ID and Password

Your USER ID is the first letter of your first name, your last name, then the last four digits of your Social Security Number.

Your PASSWORD is the last four digits of your Social Security Number.



Upon logging in, you'll be prompted to create a new password. The password must have at least 6 characters including: 1 uppercase letter, 1 lowercase letter, and 1 number.

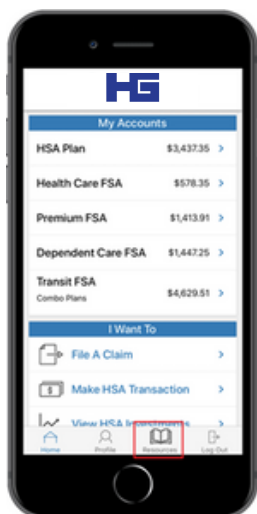
**When you log in, you'll have access to several features including:**

- ✓ account balance information
- ✓ reimbursement requests
- ✓ securely upload claim documentation

Save time and hassle with an easy to use convenient Mobile App.

## MOBILE APP

- Open the App Store  or Google Play  on your mobile device.
- Search “**Harrison Group FSA HRA HSA**”.
- Download the free Harrison Group app and open it.
- Enter your login information (refer to page 3).



- ✓ check your account balance(s)
- ✓ upload receipts and file a claims
- ✓ scan barcodes to see if items are FSA eligible



unique to you



tested & trusted



easy navigation



user feedback

Quickly and conveniently access your funds and pay for eligible expenses with just one card.

## HG ADVANTAGE CARD

---

### How do I get a card?

We'll automatically mail you two cards to the address listed in your account the first time you enroll. Both cards will reflect the employee's name. Activate your cards by calling the toll free number on the sticker. Your spouse may sign their name on the back of the second card and present it with their ID to use it.

### Additional cards?


You may request additional debit cards for your spouse or dependents on your online portal under "Accounts", then "Banking/Cards."

### Lost or stolen cards?

If your debit card is lost or stolen, use your online portal or mobile app to report it under "Accounts", then "Banking/Cards." Replacement cards are free of charge.

### Expiring debit card?

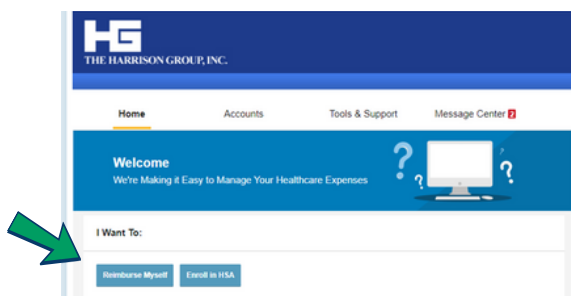
We will automatically mail you a new debit card 30 or more days prior to your expiration date.



If you do not utilize your HG Advantage Card, you can submit a claim form in order to be reimbursed.

## CLAIM FORM SUBMISSION

You can process an  
**ELECTRONIC CLAIM SUBMISSION** via  
your Online Portal or Mobile App




- Log in to your Online Portal (or) Mobile App.
- Click the button “Reimburse Myself”.
- Follow the screen prompts to submit claim information and a copy of the receipt or Explanation of Benefits (EOB).

A screenshot of the HG Advantage Card Mobile App showing the 'New Claim' screen. The screen displays fields for 'Start Date of Service', 'End Date of Service', 'Amount', 'Provider', 'Category & Type', and 'Recipient'. A 'Sample Test' button is also visible. The bottom navigation bar includes links for Home, Profile, FSA Store, and Log Out.

# PAPER CLAIM FORM SUBMISSION

- Complete a claim form with specific information about the expense including date of service/expense, amount, and description.
- Email, fax, mail, or electronically upload your claim form with the receipt or Explanation of Benefits (EOB).
- Claims processed regularly.
- Reimbursements made via direct deposit or check via US mail.
- Claim forms may be downloaded here.



**Universal Claim Reimbursement Form**

Today's Date: \_\_\_\_\_ Plan year beginning for: 20\_\_\_\_ Number of pages: \_\_\_\_\_

☐ New Claim
 ☐ Resubmission of claim
 ☐ Response to claim denial

Employer Name (Do not abbreviate)	
Employee Full Name	Social Security No. (last 4 digits)
Employee Mailing Address	City/State/Zip
Email Address	Mobile Phone

☐ Check here if change of information above.

**Reimbursement Request from Account:**

☐ Healthcare Flexible Spending Account
 ☐ Limited Purpose Flexible Spending Account  
☐ Dependent Daycare Flexible Spending Account
 ☐ Mass Transit Commuter Benefits Account  
☐ Health Reimbursement Account (HRA)
 ☐ Parking Commuter Benefits Account

Please use a separate form when requesting reimbursement from different accounts.

Name of Person Who Incurred Expense	Amount Requested	Date(s) of Service	Type of Service
<b>Total Amount Requested:</b>	<b>\$ 0.00</b>		

I certify that the expenses being submitted were incurred while covered under the Company's pre-taxable benefit accounts and have not been reimbursed by any other source. If the claim is not valid, I recognize that I will be required to repay any expense amounts that are incorrectly reimbursed. I also recognize that I cannot claim these expenses on my personal income tax return.

Employee Signature \_\_\_\_\_ Date \_\_\_\_\_  
 Send completed reimbursement form and attach Explanation of Benefits (EOB) and/or receipts to:

**THE HARRISON GROUP, INC.**  
 9 Raymond Drive, Suite 201 | Haverhill, MA 01830  
 Fax 610-853-8079 Email [gen.co@theharrisongrouponline.com](mailto:gen.co@theharrisongrouponline.com)

The fastest way to get your money when submitting a manual claim is to sign up online for direct deposit.

## SETTING UP DIRECT DEPOSIT

- Log in to your [Participant Portal](#).
- From the Home Page, under the “Accounts” tab, click “Banking/Cards.”
- Enter your bank account information and click Submit.
- The “Payment Method Changed” confirmation displays.
- In some cases, you will be notified on the portal to look for a small transaction or “micro-deposit” in your designated bank account in the next couple of days to enter online, which will validate your account.
- Once received, log back into the Participant Portal to validate your bank account.

The screenshot shows the 'Add Bank Account' form within the Participant Portal. The header includes the logo for 'THE HARRISON GROUP, INC.' and navigation links for Home, Accounts, Tools & Support, and Message Center. The form is titled 'Banking / Add Bank Account' and is divided into two main sections: 'Bank Account Information' and 'Bank Institution Information'. The 'Bank Account Information' section includes fields for Routing Number, Account Number, Confirm Account Number, Account Type (set to 'Checking'), and Account Nickname. The 'Bank Institution Information' section includes fields for Bank Name, Bank Address, and a 'Select a state...' dropdown menu. At the bottom of the form are 'Cancel' and 'Submit' buttons. A small disclaimer at the bottom of the page states: 'We collect information about you over all of our online and mobile apps. Some data is shared with third parties for marketing purposes. For more information about our privacy practices, visit us at www.harrisongroup.com/privacy-policy.' The footer text reads: '© WEX Health Inc. 2024-2025. All rights reserved. Powered by WEX Health.'

Would you like for your spouse or another person to have access to your account or information?

## GRANTING HIPAA PERMISSION

- Log in to your Participant Portal.
- From the Home Page, under the Tools & Support tab, navigate to the “Documents & Forms” section.
- Select the “HIPAA Authorization Form”.
- Download the form to your computer and print out.
- Send the completed form to us via email, fax, or mail.
- Your HIPAA authorization will be in effect until authorization revoked in writing.

**(HIPAA) Authorization Form**

THE HARRISON GROUP, INC.

I, \_\_\_\_\_, give permission to The Harrison Group, Inc. to disclose the following protected health information to:

Authorized Person(s) \_\_\_\_\_ Relationship (husband, spouse, parent, child, POC, legal guardian, etc.) \_\_\_\_\_

Information to be disclosed (check all that apply):

☐ Debt Card Transactions information (including vendor names)

☐ Reimbursement information

☐ Claims information (including providers and services rendered)

☐ Other \_\_\_\_\_

This authorization expires on \_\_\_\_\_ (Month/Day/Year)

Note: If date left blank, authorization will not expire until we receive written notification.

If the person or entity receiving this information is not a health care provider or health plan covered by federal privacy regulations, the information described above may be disclosed to other individuals or institutions and no longer protected by these regulations.

You may refuse to sign this authorization. Your refusal to sign will not affect your ability to obtain treatment or payment or your eligibility for benefits. You may inspect or copy the protected health information to be used or disclosed under this authorization. For protected health information created as part of a clinical trial, your right to access is suspended until the clinical trial is completed.

Finally, you may revoke this authorization in writing at any time by sending written notification to 3 Raymond Drive, Suite 201, Havertown, PA 19063. Your notice will not apply to actions taken by the requesting person/entity prior to the date they receive your written request to revoke authorization.

Signature of Participant \_\_\_\_\_ Date \_\_\_\_\_

Printed Name of Participant \_\_\_\_\_

Employer Name \_\_\_\_\_

Please mail or fax this completed form to:  
The Harrison Group, 3 Raymond Drive, Suite 201, Havertown, PA 19063  
Fax: 610.653.9079  
or e-mail to: [service@theharrisingroup.com](mailto:service@theharrisingroup.com)

Visit our website to access account information at:  
[WWW.THEHARRISONGROUPONLINE.COM](http://WWW.THEHARRISONGROUPONLINE.COM)

THE HARRISON GROUP, INC. 1500

**Your FSA is a powerful way to save money on eligible expenses, but it's important to understand the rules that apply.**

## **FSA RULES & REMINDERS**

---

### **Use-It-or-Lose-It Rule**

- FSAs are designed to cover expenses incurred during your plan year.
- Unused funds may be forfeited.
- Check with your Plan Administrator to find out if your Healthcare or Limited Purpose FSA includes a carryover or grace period option.

### **Eligible Expenses Only**

- All reimbursements must be for IRS-approved medical, dental, vision, or dependent care expenses.
- **ALWAYS SAVE YOUR RECEIPTS!** Even when you use your HG Advantage Card, you may be asked to submit documentation.

### **Claim Deadlines**

- Runout periods allow extra time to submit claims for expenses you incurred during the plan year.
- Claims must be submitted by your plan's runout deadline.
- You can check your plan's exact deadlines in your portal or on your employer's benefit materials.

### **Employment Changes**

- If you leave your job or lose eligibility, your FSA ends on that date.
- You may only claim expenses incurred on or before your last day of coverage, unless you elect COBRA (if applicable).

#### **TIPS TO MAXIMIZE YOUR FSA**

- Plan ahead for routine expenses like dental visits, glasses, prescriptions, or child care.
- Schedule preventive care before your plan year ends.
- Sign up for Direct Deposit to get reimbursed faster.

**Wondering what expenses are considered eligible for your FSA?**

## **FSA ELIGIBLE EXPENSES**

You can determine what you can buy with your FSA funds based on the type of FSA that you are enrolled in. Below are sample lists of potential eligible expenses under each account. NOTE: This is not a complete list but is intended to provide examples. A complete listing is available in our Resource Center on our website at <https://www.theharrisongrouponline.com/fsa-store/>.

### **HEALTHCARE FSA EXPENSES**

- Acne medication
- Acupuncture
- Adult incontinence
- Alcoholism treatment
- Allergy & sinus medications
- Ambulance
- Anti-fungal medications
- Anti-itch medications
- Asthma devices and medicines
- Breast pumps
- Carpal tunnel wrist supports
- Chiropractors
- Co-insurance and co-payments
- Cold sore medications
- Cough, cold and flu medications
- CPAP devices
- Crutches
- Diabetic supplies & insulin
- Diaper rash ointments
- Durable Medical Equipment (DME)
- Ear wax removal kits
- First aid supplies
- Gastrointestinal aids and medications
- Guide dog
- Hearing aid batteries
- Heating pads, heat wraps
- Hospital Services
- Immunizations
- Insoles for shoes
- Laboratory fees
- Lactation consultant
- Medical alert bracelet or necklace
- Medical monitoring or testing devices
- Medical records charges
- Menstrual care products
- Midwife
- Motion sickness pills
- Nasal sprays for congestion
- Occlusal guards to prevent teeth grinding
- Operations/Surgeries
- Orthopedic shoe inserts
- Ovulation monitor
- Oxygen
- Pain relievers
- Physical exams
- Physical Therapy
- Pregnancy test kits
- Prescription drugs and medications
- Prosthesis and artificial limbs
- Psychiatric care
- Radial keratotomy
- Rehydration solutions
- Screening tests
- Sleeping aids
- Smoking cessation medications
- Speech therapy
- Sunscreen (SPF 15+)
- Supports/braces
- Suppositories
- Telehealth services
- Telephone equipment or television for hearing-impaired
- Thermometers
- Toothache relievers
- Topical ointments
- Transplants
- Transportation expenses for person to receive medical care
- Walkers/wheelchairs
- Wart remover medications
- X-rays
- Yeast infection creams

### **LIMITED PURPOSE FSA EXPENSES**

- Artificial teeth
- Contact lenses
- Dental sealants
- Dental services & procedures
- Eye exams
- Eye glasses
- Fluoridation services
- LASIK or laser eye surgery
- Optometrist
- Orthodontia
- Reading glasses
- Vision correction procedures

### **DEPENDENT DAYCARE FSA EXPENSES**

- Before & after school care
- Child care & daycare facilities
- Elder care center (for dependent)
- Nursery school or preschool
- Sick child center
- Summer day camps

# QUESTIONS?

Our account managers are available to answer any questions you may have throughout the year. We strive to deliver flawless customer service to make your life easier. Whether you utilize our website, participant portal, mobile app, or call and email us, we will answer your questions promptly and with our best customer care.

## CONTACT US

**610.853.9075 Phone**

**855.222.5727 Toll Free**

**Email: [service@theharrisingrouponline.com](mailto:service@theharrisingrouponline.com)**

**Web: [www.theharrisingrouponline.com](http://www.theharrisingrouponline.com)**



THE HARRISON GROUP, INC.